

**Strictly Confidential: (For Internal and Restricted use only)**  
**Senior School Certificate Examination**  
**March 2019**  
**Marking Scheme - Computer Science (SUBJECT CODE 083)**  
**(SERIES: BVM PAPER CODE - 91)**

**General Instructions:**

1. You are aware that evaluation is the most important process in the actual and correct assessment of the candidates. A small mistake in evaluation may lead to serious problems which may affect the future of the candidates, education system and the teaching profession. To avoid mistakes, it is requested that before starting evaluation, you must read and understand the spot evaluation guidelines carefully. **Evaluation is a 10 -12 days mission for all of us. Hence, it is necessary that you put in your best efforts in this process.**
2. Evaluation is to be done as per instructions provided in the Marking Scheme. It should not be done according to one's own interpretation or any other consideration. Marking Scheme should be strictly adhered to and religiously followed. **However, while evaluating, answers which are based on the latest information or knowledge and/or are innovative, they may be assessed for their correctness otherwise and marks be awarded to them.**
3. The Head-Examiner must go through the first five answer books evaluated by each evaluator on the first day, to ensure that evaluation has been carried out as per the instructions given in the Marking Scheme. The remaining answer books meant for evaluation shall be given only after ensuring that there is no significant variation in the marking of individual evaluators.
4. If a question has parts, please award marks on the right-hand side for each part. Marks awarded for different parts of the question should then be totaled up and written in the left-hand margin and encircled.
5. If a question does not have any parts, marks must be awarded in the left hand margin and encircled.
6. If a student has attempted an extra question, answer of the question deserving more marks should be retained and the other answer scored out.
7. No marks to be deducted for the cumulative effect of an error. It should be penalized only once.
8. A full scale of marks **0 -70** has to be used. Please do not hesitate to award full marks if the answer deserves it.
9. Every examiner has to necessarily do evaluation work for full working hours i.e. 8 hours every day and evaluate 25 answer books per day.
10. Ensure that you do not make the following common types of errors committed by the Examiner in the past:-
  - a. Leaving the answer or part thereof unassessed in an answer book.
  - b. Giving more marks for an answer than assigned to it.
  - c. Wrong transfer of marks from the inside pages of the answer book to the title page.
  - d. Wrong question wise totaling on the title page.
  - e. Wrong totaling of marks of the two columns on the title page.
  - f. Wrong grand total.
  - g. Marks in words and figures not tallying.
  - h. Wrong transfer of marks from the answer book to online award list.
  - i. Answers marked as correct, but marks not awarded. (Ensure that the right tick mark is correctly and clearly indicated. It should merely be a line. Same is with the X for incorrect answer.)
  - j. Half or a part of answer marked correct and the rest as wrong, but no marks awarded.

11. While evaluating the answer books if the answer is found to be totally incorrect, it should be marked as (X) and awarded zero (0) Marks.
12. Any unassessed portion, non-carrying over of marks to the title page, or totaling error detected by the candidate shall damage the prestige of all the personnel engaged in the evaluation work as also of the Board. Hence, in order to uphold the prestige of all concerned, it is again reiterated that the instructions be followed meticulously and judiciously.
13. The Examiners should acquaint themselves with the guidelines given in the Guidelines for spot Evaluation before starting the actual evaluation.
14. Every Examiner shall also ensure that all the answers are evaluated, marks carried over to the title page, correctly totaled and written in figures and words.
15. The Board permits candidates to obtain a photocopy of the Answer Book on request in an RTI application and also separately as a part of the re-evaluation process on payment of the processing charges.

### Specific Instructions:

- The answers given in the marking scheme are SUGGESTIVE. Examiners are requested to award marks for all alternative correct Solutions/Answers conveying a similar meaning
- All programming questions have to be answered with respect to C++ Language / Python only
- In C++ / Python, ignore case sensitivity for identifiers (Variable / Functions / Structures / Class Names)
- In Python indentation is mandatory, however, the number of spaces used for indenting may vary
- In SQL related questions - both ways of text/character entries should be acceptable for Example: "AMAR" and 'amar' both are acceptable.
- In SQL related questions - all date entries should be acceptable for Example: 'YYYY-MM-DD', 'YY-MM-DD', 'DD-Mon-YY', "DD/MM/YY", 'DD/MM/YY', "MM/DD/YY", 'MM/DD/YY' and {MM/DD/YY} are correct.
- In SQL related questions - semicolon should be ignored for terminating the SQL statements
- In SQL related questions, ignore case sensitivity.

SECTION A - (Only for candidates, who opted for C++)			
1	(a)	Write the names of any four fundamental data types of C++ .	2
	Ans	<code>char, int, float, double, void</code> (Any 4)	
		<i>(½ Mark each for correctly naming a fundamental data type)</i>	
	(b)	Write the names of the correct header files, which must be included in the following C++ code to compile the code successfully: <pre>void main() {     char L[]="CS 2018";     int N=strlen(L);     cout&lt;&lt; L[N-1]; }</pre>	1
	Ans	<code>string.h</code>	

		<code>iostream.h</code> or <code>iomanip.h</code> or <code>fstream.h</code>	
		<i>(½ Mark for writing each correct answer)</i> <i>NOTE: Any additional header file to be ignored</i>	
	(c)	<p>Rewrite the following C++ program after removing any/all syntactical error(s). Note: Assume all required header files are already included in the program.</p> <pre>#define Area(L,B) = L*B structure Recta {     int Length, Breadth; }; void main() {     Recta R = [10,15];     cout&lt;&lt;Area(Length.R,Breadth.R); }</pre>	2
	Ans	<pre>#define Area(L,B) <u>L*B</u> //Error 1 <u>struct</u> Recta //Error 2 {     int Length, Breadth; }; void main() {     Recta R = <u>{10,15}</u>; //Error 3     cout&lt;&lt;Area(<u>R.Length,R.Breadth</u>); //Error 4 }</pre>	
		<i>(½ Mark for correcting each Error and rewriting the statement correctly)</i> <i>NOTE:</i> <i>(1 Mark for correctly identifying all the four errors)</i> <i>(Ignore any other error pointed out)</i>	
	(d)	<p>Find and write the output of the following C++ program code: Note: Assume all required header files are already included in the program.</p> <pre>void Alter(char *S1, char *S2) {     char *T;     T=S1;     S1=S2;     S2=T;     cout&lt;&lt;S1&lt;&lt;"&amp;"&lt;&lt;S2&lt;&lt;endl; } void main() {</pre>	2

	<pre> char X[]="First", Y[]="Second"; Alter (X,Y) ; cout&lt;&lt;X&lt;&lt;"*"&lt;&lt;Y&lt;&lt;endl; } </pre>	
Ans	<pre> Second&amp;First First*Second </pre>	
	<p><i>(1 mark for each correct line of output)</i>  OR  <i>(½ Mark for writing partially correct value in accordance of the order)</i>  OR  <i>(Only ½ Mark for writing ‘&amp;’ and ‘*’ at proper places)</i>  <b>Note:</b></p> <ul style="list-style-type: none"> <li>• Deduct only ½ Mark for not considering any or all correct placements of &amp; and *</li> <li>• Deduct only ½ Mark for not considering any or all line break</li> </ul>	
(e)	<p>Find and write the output of the following C++ program code:  Note: Assume all required header files are already included in the program.</p> <pre> void Convert(float &amp;X, int Y=2) {     X=X/Y;     Y=X+Y;     cout&lt;&lt;X&lt;&lt;"*"&lt;&lt;Y&lt;&lt;endl; } void main() {     float M=15, N=5;     Convert (M,N) ;     Convert (N) ;     Convert (M) ; } </pre>	3
Ans	<pre> 3*8 2.5*4 1.5*3 </pre>	
	<p><i>(1 mark for each correct line of output)</i>  OR  <i>(½ Mark for writing partially correct value in accordance of the order)</i>  <i>Only ½ Mark for writing all ‘*’ at proper places)</i>  <b>Note:</b></p> <ul style="list-style-type: none"> <li>• Deduct only ½ Mark for not considering any or all correct placements of *</li> <li>• Deduct only ½ Mark for not considering any or all line break</li> <li>• Deduct only ½ mark for ignoring .5 in any or all lines</li> </ul>	

		<ul style="list-style-type: none"> <li>• <b>Writing 3.0 in the first line acceptable as correct answer</b></li> </ul>					
	(f)	<p>Observe the following C++ code and find the possible output(s) from the options (i) to (iv) following it. Also, write the minimum and maximum values that can possibly be assigned to the variable End.</p> <p>Note:</p> <ul style="list-style-type: none"> <li>• Assume all the required header files are already being included in the code.</li> <li>• The function random(N) generates any possible integer between 0 and N-1 (both values included)</li> </ul> <pre>void main() {     randomize();     int A[]={10,20,30,40,50,60,70,80};     int Start = random(2) + 1;     int End = Start + random(4);     for(int I=Start; I&lt;=End , I++)         cout&lt;&lt;A[I]&lt;&lt;"\$"; }</pre> <table border="1" style="width: 100%; border-collapse: collapse;"> <tr> <td style="width: 50%; padding: 2px;">(i) 10\$20\$30\$</td> <td style="width: 50%; padding: 2px;">(ii) 20\$30\$40\$50\$60\$</td> </tr> <tr> <td style="padding: 2px;">(iii) 30\$40\$50\$60\$</td> <td style="padding: 2px;">(iv) 40\$50\$60\$70\$</td> </tr> </table>	(i) 10\$20\$30\$	(ii) 20\$30\$40\$50\$60\$	(iii) 30\$40\$50\$60\$	(iv) 40\$50\$60\$70\$	2
(i) 10\$20\$30\$	(ii) 20\$30\$40\$50\$60\$						
(iii) 30\$40\$50\$60\$	(iv) 40\$50\$60\$70\$						
	Ans	<p>(iii) 30\$40\$50\$60\$</p> <p>Minimum value = 1</p> <p>Maximum value = 5</p>					
		<p><b>Part 1:</b> (1 Mark for writing only the correct option)</p> <p style="text-align: center;"><b>OR</b></p> <p>(1 Mark for identifying wrong syntax of for in the code)</p> <p><b>Part 2:</b> (½ Mark for writing correct Minimum value of End) (½ Mark for writing correct Maximum value of End)</p>					
2.	(a)	<p>Given the following class Test and assuming all necessary header file(s) included, answer the questions that follow the code:</p> <pre>class Test {     int Marks; char TName[20]; public:     Test (int M) //Function 1     {         Marks = M;     }     Test (char S[]) //Function 2     {</pre>					

	<pre>         strcpy(TName, S);     }     Test (char S[], int M)      //Function 3     {         Marks = M;         strcpy(TName, S);     }     Test (Test &amp;T)            //Function 4     {         Marks = T.Marks + 10;         strcpy(TName, T.TName);     } }; void main() {     Test T1(10);              //Statement I     Test T2(70);              //Statement II     Test T3(30, "PRACTICAL"); //Statement III     _____ ;            //Statement IV } </pre>	
(i)	Which of the statement(s) out of (I), (II), (III), (IV) is/are incorrect for object(s) of the class Test?	1
Ans	Statement III is incorrect OR Statement III and IV are incorrect	
	<i>(1 mark for writing correct option) (½ mark for only writing Statement IV is incorrect)</i>	
(ii)	What is Function 4 known as ? Write the <b>Statement IV</b> , that would execute <b>Function 4</b> .	1
Ans	<ul style="list-style-type: none"> <li>• Copy Constructor</li> <li>• Test T4=T1; OR Test T4(T1); OR Test T4=T2; OR Test T4(T2); OR Test T4=T3; OR Test T4(T3);</li> </ul>	
	<i>(½ mark for each correct answer) Note: Any object name can be used in place of T4</i>	
(b)	Observe the following C++ code and answer the questions (i) and (ii). Note: Assume all necessary files are included. <pre> class Point {     int X,Y; public: </pre>	

	<pre> Point(int I=10, int J=20)    //Function 1 {     X = J;     Y = I; } void Show()                  //Function 2 {     cout&lt;&lt;"Points are "&lt;&lt;X&lt;&lt;" &amp; "&lt;&lt;Y&lt;&lt;endl; } ~Point()                    //Function 3 {     cout&lt;&lt;"Points Erased "&lt;&lt;endl; } };  void main() {     Point P(5);     P.Show(); } </pre>	
(i)	For the class Point, what is <b>Function 3</b> known as? When is it executed?	1
Ans	<ul style="list-style-type: none"> <li>• Destructor</li> <li>• When the object goes out of scope OR mention of correct }</li> </ul>	
	<i>(½ Mark for each correct answer)</i>	
(ii)	What is the output of the above code, on execution?	1
Ans	<pre> Points are 20 &amp; 5 Points Erased </pre>	
	<i>(½ Mark for each correct line of output)</i> <i>Note: No marks to be deducted for ignoring &amp;</i>	
	<b>OR</b>	
(b)	Explain Polymorphism in context of Object Oriented Programming. Also give a supporting example in C++.	2
Ans	<p>When two or more functions have the same name with different signature , they are said to be overloaded.</p> <p>OR</p> <p>The ability of a message to be expressed in different forms.</p> <p>Example:</p> <pre> void area(float r) {     cout&lt;&lt; 3.14*r*r; } </pre>	

```

void area(int l,int b)
{
    cout<< l * b;
}
void main()
{ area(3.5);
  area(10,20);
}

OR

void area(float a);
void area(int a, int b);

```

(1 mark for explaining Polymorphism correctly)  
(1 mark for writing correct supporting example)  
OR  
(2 Marks for illustrating the concept of Polymorphism with the help of appropriate example)

(c) Write the definition of a class **GRAPH** in C++ with following description:  
Private Members

- XUnit // integer
- YUnit // integer
- Type // char array of size 20
- AssignType() /\* Member function to assign value of Type based upon XUnit and YUnit as follows: \*/

Condition	Type
XUnit = 0 Or YUnit = 0	None
XUnit is more than YUnit	Bar
XUnit is less than or equal to YUnit	Line

Public Members

- InXY() /\* Function to allow user to enter values of XUnit and YUnit and then invoke AssignType() to assign value of Type \*/
- OutXY() //Function to display XUnit, YUnit and Type

```

Ans class GRAPH
{
    int XUnit, YUnit;
    char Type[20];
    void AssignType();
public :
    void InXY();
    void OutXY();
};

```

4



	<pre> void GRAPH::AssignType () {     if (XUnit==0  YUnit==0)         strcpy (Type, "None");     else if (XUnit&gt;YUnit)         strcpy (Type, "Bar");     else if (XUnit&lt;= YUnit) // OR only else         strcpy (Type, "Line"); } void GRAPH::InXY () {     cin&gt;&gt;XUnit&gt;&gt;YUnit;     AssignType (); } void GRAPH::OutXY () {     cout&lt;&lt;XUnit&lt;&lt;YUnit&lt;&lt;Type&lt;&lt;endl; } </pre>	
	<p> <i>(½ Mark for declaring class header correctly)</i>  <i>(½ Mark for declaring data members correctly)</i>  <i>(1 Mark for defining AssignType() correctly)</i>  <i>(½ Mark for taking inputs of XUnit and YUnit in InXY() )</i>  <i>(½ Mark for invoking AssignType() inside InXY())</i>  <i>(½ Mark for defining OutXY() correctly)</i>  <i>(½ Mark for correctly closing class declaration with a semicolon ; )</i> </p> <p><b>NOTE:</b></p> <ul style="list-style-type: none"> <li>• Marks to be awarded for defining the member functions inside or outside the class</li> </ul>	
(d)	<p>Answer the questions (i) to (iv) based on the following:</p> <pre> class Ground {     int Rooms; protected:     void Put (); public:     void Get (); }; class Middle : private Ground {     int Labs; public:     void Take ();     void Give (); }; class Top : public Middle {     int Roof; </pre>	4

	<pre> public:     void In();     void Out(); }; void main() {     Top T; } </pre>	
(i)	Which type of Inheritance out of the following is illustrated in the above example? - Single Level Inheritance, Multilevel Inheritance, Multiple Inheritance	
Ans	(i) Multilevel Inheritance	
	<i>(1 Mark for writing correct option)</i>	
(ii)	Write the names of all the members, which are directly accessible by the member function Give() of class Middle.	
Ans	Data Members : Labs Member Functions : Put(), Get(), Take(), Give() - optional	
	<i>(1 Mark for writing all correct member names )</i> <b>NOTE:</b> <ul style="list-style-type: none"> <li>• Marks not to be awarded for partially correct answer</li> <li>• Separate specification as Data Members/Member Functions is optional</li> </ul>	
(iii)	Write the names of all the members, which are directly accessible by the member function Out() of class Top.	
Ans	Data Members : Roof Member Functions : Take(), Give(), In(), Out() - Optional	
	<i>(1 Mark for writing all correct member names )</i> <b>NOTE:</b> <ul style="list-style-type: none"> <li>• Marks not to be awarded for partially correct answer</li> <li>• Separate specification as Data Members/Member Functions is optional</li> </ul>	
(iv)	Write the names of all the members, which are directly accessible by the object T of class Top declared in the main() function.	
Ans	Take(), Give(), In(), Out()	
	<i>(1 Mark for writing all correct members )</i> <b>NOTE:</b> Marks not to be awarded for partially correct answers.	
	<b>OR</b>	
(d)	Consider the following class HeadQuarter class HeadQuarter {	4

		<pre> int Code; char Des[20]; protected: char Address[40]; public: void Get() {cin&gt;&gt;Code;gets(Des);gets(Address);} void Put() {cout&lt;&lt;Code&lt;&lt;Des&lt;&lt;Address&lt;&lt;endl;} }; </pre> <p>Write a code in C++ to protectedly derive another class FrontOffice from the base class HeadQuarter with following members.</p> <p>Data Members  Location of type character of size 10  Budget of type double</p> <p>Member Functions  A constructor function to assign Budget as 100000  Assign() to allow user to enter Location and Budget  Display() to display Location and Budget</p>	
	Ans	<pre> class FrontOffice : protected HeadQuarter { char Location[10]; double Budget; public: FrontOffice() { Budget= 100000; } void Assign() { gets(Location); cin&gt;&gt;Budget; } void Display() { cout&lt;&lt; Location &lt;&lt;Budget&lt;&lt;endl; } }; </pre>	
		<p><i>(½ Mark for declaring class FrontOffice)</i>  <i>(½ mark for inheriting using :)</i>  <i>(½ Mark for protected HeadQuarter)</i>  <i>(½ Mark for declaring data members correctly)</i>  <i>(1 Mark for defining constructor FrontOffice() correctly)</i>  <i>(½ Mark for defining Assign() correctly)</i>  <i>(½ Mark for defining Display() correctly)</i></p>	
3	(a)	<p>Write a user-defined function NoTwoThree(int Arr[], int N) in C++, which should display the value of all such elements and their corresponding locations in the array Arr (i.e the array index), which are not multiples of 2 or 3. N represents the total number of elements in the array Arr, to be checked.  Example: if the array Arr contains</p>	3

	<p style="text-align: center;">0 1 2 3 4</p> <table border="1" style="margin-left: auto; margin-right: auto;"> <tr> <td>25</td> <td>8</td> <td>12</td> <td>49</td> <td>9</td> </tr> </table> <p>Then the function should display the output as:  25 at location 0  49 at location 3</p>	25	8	12	49	9																				
25	8	12	49	9																						
Ans	<pre>void NoTwoThree(int Arr[],int N) {     for(int i=0;i&lt;N;i++)         if ((Arr[i]%2!=0) &amp;&amp; (Arr[i]%3!=0))             cout&lt;&lt;Arr[i]&lt;&lt;" at location "&lt;&lt;i&lt;&lt;endl; }  OR  void NoTwoThree(int Arr[],int N) {     for(int i=0;i&lt;N;i++)         if ((Arr[i]%2) &amp;&amp; (Arr[i]%3))             cout&lt;&lt;Arr[i]&lt;&lt;" at location "&lt;&lt;endl; }</pre>																									
	<p><i>(½ Mark for correctly writing the loop)</i>  <i>(½ Mark for checking divisibility by 2)</i>  <i>(½ Mark for checking divisibility by 3)</i>  <i>(½ Mark for using &amp;&amp; operator between divisibility check)</i>  <i>(½ Mark for displaying the element)</i>  <i>(½ Mark for displaying the location)</i>  <b>OR</b>  <i>(Full 3 Marks for writing any correct code giving the same result)</i></p>																									
	<b>OR</b>																									
(a)	<p>Write a user-defined function <b>ReArrange(int Arr[], int N)</b> in C++, which should swap the contents of the first half locations of the array <b>Arr</b> with the contents of the second half locations. <b>N</b> (which is an even integer) represents the total number of elements in the array <b>Arr</b>.  Example:  If the array <b>Arr</b> contains the following elements (for <b>N = 6</b>)</p> <table border="1" style="margin-left: auto; margin-right: auto;"> <tr> <td>0</td> <td>1</td> <td>2</td> <td>3</td> <td>4</td> <td>5</td> </tr> <tr> <td>12</td> <td>5</td> <td>7</td> <td>23</td> <td>8</td> <td>10</td> </tr> </table> <p>Then the function should rearrange the array to become</p> <table border="1" style="margin-left: auto; margin-right: auto;"> <tr> <td>0</td> <td>1</td> <td>2</td> <td>3</td> <td>4</td> <td>5</td> </tr> <tr> <td>23</td> <td>8</td> <td>10</td> <td>12</td> <td>5</td> <td>7</td> </tr> </table> <p>NOTE:</p> <ul style="list-style-type: none"> <li>• <b>DO NOT DISPLAY</b> the Changed Array contents</li> <li>• Do not use any other array to transfer the contents of array <b>Arr</b>.</li> </ul>	0	1	2	3	4	5	12	5	7	23	8	10	0	1	2	3	4	5	23	8	10	12	5	7	3
0	1	2	3	4	5																					
12	5	7	23	8	10																					
0	1	2	3	4	5																					
23	8	10	12	5	7																					
Ans	<pre>void ReArrange(int Arr[],int N) {</pre>																									

	<pre> for(int i=0;i&lt;N/2;i++) {     int t=Arr[i];     Arr[i]=Arr[N/2+i];     Arr[N/2+i]=t; } </pre>																																									
	<p><i>(½ Mark for initialisation, ½ Mark for correct condition, ½ Mark for change in value of variable of the loop as part of a loop)</i>  <i>(1 ½ Mark for swapping elements - ½ mark for each sub-step)</i>  <b>OR</b>  <i>(Full 3 Marks for writing a code giving the same result)</i></p>																																									
	<p>(b) Write definition for a function <b>XOXO (char M[4][4])</b> in C++, which replaces every occurrence of an X with an O in the array, and vice versa.  For example:</p> <table border="1" style="display: inline-table; margin-right: 20px;"> <thead> <tr> <th colspan="4">ORIGINAL ARRAY M</th> </tr> </thead> <tbody> <tr> <td>X</td> <td>X</td> <td>O</td> <td>X</td> </tr> <tr> <td>O</td> <td>X</td> <td>O</td> <td>O</td> </tr> <tr> <td>O</td> <td>O</td> <td>X</td> <td>X</td> </tr> <tr> <td>X</td> <td>X</td> <td>O</td> <td>O</td> </tr> </tbody> </table> <table border="1" style="display: inline-table;"> <thead> <tr> <th colspan="4">CHANGED ARRAY M</th> </tr> </thead> <tbody> <tr> <td>O</td> <td>O</td> <td>X</td> <td>O</td> </tr> <tr> <td>X</td> <td>O</td> <td>X</td> <td>X</td> </tr> <tr> <td>X</td> <td>X</td> <td>O</td> <td>O</td> </tr> <tr> <td>O</td> <td>O</td> <td>X</td> <td>X</td> </tr> </tbody> </table> <p>NOTE:</p> <ul style="list-style-type: none"> <li>• DO NOT DISPLAY the Changed Array contents</li> <li>• Do not use any other array to transfer the contents of array M.</li> </ul>	ORIGINAL ARRAY M				X	X	O	X	O	X	O	O	O	O	X	X	X	X	O	O	CHANGED ARRAY M				O	O	X	O	X	O	X	X	X	X	O	O	O	O	X	X	2
ORIGINAL ARRAY M																																										
X	X	O	X																																							
O	X	O	O																																							
O	O	X	X																																							
X	X	O	O																																							
CHANGED ARRAY M																																										
O	O	X	O																																							
X	O	X	X																																							
X	X	O	O																																							
O	O	X	X																																							
Ans	<pre> void XOXO(char M[4][4]) {     for(int i=0;i&lt;4;i++)         for(int j=0;j&lt;4;j++)             if (M[i][j]=='X')                 M[i][j]='O';             else if (M[i][j]=='O')                 M[i][j]='X'; } </pre>																																									
	<p><i>(½ Mark for correctly writing loop for traversing rows)</i>  <i>(½ Mark for correctly writing loop for traversing columns in each row)</i>  <i>(½ Mark for correctly replacing array element to 'X')</i>  <i>(½ Mark for correctly replacing array element to 'O')</i>  <b>OR</b>  <i>(Full 2 Marks for writing a code giving the same result)</i></p>																																									
	<b>OR</b>																																									
	<p>(b) Write definition for a function <b>ColSwap(int A[4][4])</b> in C++, which swaps the contents of the first column with the contents of the third column.</p>	2																																								

For example:

ORIGINAL ARRAY A			
10	15	20	25
30	35	40	45
50	55	60	65
70	75	80	85

CHANGED ARRAY A			
20	15	10	25
40	35	30	45
60	55	50	65
80	75	70	85

NOTE:

- DO NOT DISPLAY the Changed Array contents
- Do not use any other array to transfer the contents of array A.

Ans 

```
void ColSwap(int A[4][4])
{
    for(int i=0;i<4;i++)
    {
        int Temp= A[i][0];
        A[i][0]=A[i][2];
        A[i][2]=Temp;
    }
}
```

*(½ Mark for correctly writing loop)*  
*(1 ½ Mark for swapping elements - ½ mark for each sub-step)*  
**OR**  
*(Full 2 Marks for writing a code giving the same result)*

(c) Let us assume P[20][10] is a two dimensional array, which is stored in the memory along the row with each of its elements occupying 2 bytes, find the address of the element P[10][5], if the address of the element P[5][2] is 25000. 3

Ans 
$$\begin{aligned} \text{LOC}(P[10][5]) &= \text{LOC}(P[5][2]) + 2(10*(10-5) + (5-2)) \\ &= 25000 + 2(50 + 3) \\ &= 25000 + 2(53) \\ &= 25000 + 106 \\ &= 25106 \end{aligned}$$

**OR**

$$\begin{aligned} \text{LOC}(P[I][J]) &= \text{Base}(P) + W*(NC*(I-LBR) + (J-LBC)) \\ \text{Assuming } LBR=0, LBC=0 \\ \text{LOC}(P[5][2]) &= \text{Base}(P) + 2*(10*5+2) \\ 25000 &= \text{Base}(P) + 2*(50+2) \\ \text{Base}(P) &= 25000 - 2*(52) \\ \text{Base}(P) &= 25000 - 104 \\ \text{Base}(P) &= 24896 \end{aligned}$$

$$\begin{aligned} \text{LOC}(P[10][5]) &= 24896 + 2*(10*10+5) \\ &= 24896 + 2*(105) \\ &= 24896 + 210 \\ &= 25106 \end{aligned}$$

*(1 Mark for writing correct formula (for Row major) OR substituting formula with correct values)*

	<p>(1 Mark for correct step calculations - at least one step of calculation) (1 Mark for final correct address)</p> <p><b>NOTE:</b> Marks to be awarded for calculating the address assuming LBR and LBC = 1</p>	
	<b>OR</b>	
	<p>(c) Let us assume P[20][30] is a two dimensional array, which is stored in the memory along the column with each of its elements occupying 2 bytes. Find the address of the element P[5][6], if the base address of the array is 25000.</p>	3
Ans	$\text{LOC}(P[I][J]) = \text{Base}(P) + W * ((I - \text{LBR}) + \text{NR} * (J - \text{LBC}))$ <p>Assuming LBR=0, LBC=0</p> $\begin{aligned} \text{LOC}(P[5][6]) &= \text{Base}(P) + 2 * (5 + 20 * 6) \\ &= 25000 + 2 * (5 + 120) \\ &= 25000 + 2 * (125) \\ &= 25000 + 250 \\ &= 25250 \end{aligned}$	
	<p>(1 Mark for writing correct formula (for Column major) OR substituting formula with correct values) (1 Mark for correct step calculations - at least one step of calculation) (1 Mark for final correct address)</p> <p><b>NOTE:</b> Marks to be awarded for calculating the address assuming LBR and LBC = 1</p>	
	<p>(d) Write a user-defined function <b>Pop(Book B[], int &amp;T)</b>, which pops the details of a Book, from the static stack of Book B, at the location T (representing the Top end of the stack), where every Book of the stack is represented by the following structure:</p> <pre>struct Book {     int Bno;     char Bname[20]; };</pre>	4
Ans	<pre>void Pop(Book B[],int &amp;T) {     if(T!=-1) // OR if (T&gt;=0) OR if (T&gt;-1)     {         cout&lt;&lt;B[T].Bno&lt;&lt;B[T].Bname&lt;&lt;endl;         T--; // --T;     }     else         cout&lt;&lt;"Stack Empty"; } OR void Pop(Book B[],int &amp;T) {     if(T== -1) // OR if (T&lt;0)         cout&lt;&lt;"Stack Empty";</pre>	

	<pre> else {     cout&lt;&lt;B[T].Bno&lt;&lt;B[T].Bname&lt;&lt;endl;     T--;          // --T; } } OR void Pop(Book B[],int &amp;T) {     if(T==0)         cout&lt;&lt;"Stack Empty";     else     {         T--;          // --T;         cout&lt;&lt;B[T].Bno&lt;&lt;B[T].Bname&lt;&lt;endl;     } } </pre>	
	<p><i>(1 ½ Mark for checking EMPTY/NOT EMPTY condition)</i>  <i>(1 Mark for displaying/returning the content of Top element)</i>  <i>(1 ½ Mark for decrementing in the value of T or Top)</i>  <b>OR</b>  <i>(Full 4 Marks for writing a code giving the same result)</i></p>	
	<b>OR</b>	
(d)	<p>For the following structure of Books in C++</p> <pre> struct Book {     int Bno;     char Bname[20];     Book *Link; }; </pre> <p>Given that the following declaration of class BookStack in C++ represents a dynamic stack of Books:</p> <pre> class BookStack {     Book *Top; //Pointer with address of Topmost Book of                Stack public:     BookStack()     {         Top = NULL;     }     void Push(); //Function to push a Book into the dynamic                 stack     void Pop(); //Function to pop a Book from the dynamic                 stack     ~BookStack(); }; </pre>	4



	Write the definition for the member function void BookStack::Push(), that pushes the details of a Book into the dynamic stack of BookStack.																					
Ans	<pre>void BookStack::Push() {     Book *T = new Book;     cin&gt;&gt;T-&gt;Bno;     gets(T-&gt;Bname);     T-&gt;Link = Top;     Top= T; }</pre>																					
	<p><i>(1 Mark for declaring and initialising T (Temporary Node) using new)</i>  <i>(1 Mark for allowing user to enter Bno and Bname of T)</i>  <i>(1 Mark for linking the T link pointer correctly with Top)</i>  <i>(1 Mark for assigning Top to T)</i></p>																					
(e)	Evaluate the following Postfix expression, showing the stack contents: 250, 45, 9, /, 5, +, 20, *, -	2																				
Ans	<table border="1"> <thead> <tr> <th>Element</th> <th>Stack Contents</th> </tr> </thead> <tbody> <tr> <td>250</td> <td>250</td> </tr> <tr> <td>45</td> <td>250, 45</td> </tr> <tr> <td>9</td> <td>250, 45, 9</td> </tr> <tr> <td>/</td> <td>250, 5</td> </tr> <tr> <td>5</td> <td>250, 5, 5</td> </tr> <tr> <td>+</td> <td>250, 10</td> </tr> <tr> <td>20</td> <td>250, 10, 20</td> </tr> <tr> <td>*</td> <td>250, 200</td> </tr> <tr> <td>-</td> <td>50</td> </tr> </tbody> </table> <p>Answer = 50</p> <p>OR</p> <p>Any other method for evaluating the given postfix expression showing the status of Stack.</p>	Element	Stack Contents	250	250	45	250, 45	9	250, 45, 9	/	250, 5	5	250, 5, 5	+	250, 10	20	250, 10, 20	*	250, 200	-	50	
Element	Stack Contents																					
250	250																					
45	250, 45																					
9	250, 45, 9																					
/	250, 5																					
5	250, 5, 5																					
+	250, 10																					
20	250, 10, 20																					
*	250, 200																					
-	50																					
	<p><i>( ½ Mark for correctly evaluating expression up to each operator)</i>  OR  <i>( 1 Mark only to be given for writing correct answer without showing the Stack Status)</i></p>																					
	<b>OR</b>																					
(e)	Convert the following Infix expression to its equivalent Postfix expression, showing the stack contents for each step of conversion: A + B * C ^ D - E	2																				

Ans  $((A + (B * (C ^ D))) - E)$

INFIX	STACK	POSTFIX
(		
(		
A		A
+	+	A
(		
B	+	AB
*	+	AB
(	+	AB
C	+	ABC
^	+	ABC
D	+	ABCD
)	+	ABCD <sup>^</sup>
)	+	ABCD <sup>^*</sup>
)		ABCD <sup>^**</sup>
-	-	ABCD <sup>^**</sup>
E	-	ABCD <sup>^**</sup> E
)		ABCD <sup>^**</sup> E-

OR

$A + B * C ^ D - E$

INFIX	STACK	POSTFIX
A		A
+	+	A
B	+	AB
*	+	AB
C	+	ABC
^	+	ABC
D	+	ABCD
-	-	ABCD <sup>^**</sup>
E	-	ABCD <sup>^**</sup> E
		ABCD <sup>^**</sup> E-

OR

Any other method for converting the given infix expression to its equivalent postfix expression showing stack contents.

*(½ Mark for conversion upto each operator illustrating through stack)*

OR

*(1 Mark for only the final answer as ABCD<sup>^\*\*</sup>E-)*

4.	<p>(a) A text file named <b>MESSAGE.TXT</b> contains some text. Another text file named <b>SMS.TXT</b> needs to be created such that it would store <b>only the first 150 characters</b> from the file <b>MESSAGE.TXT</b>.</p> <p>Write a user-defined function <b>LongToShort()</b> in C++ that would perform the above task of creating <b>SMS.TXT</b> from the already existing file <b>MESSAGE.TXT</b>.</p>	3
Ans	<pre>void LongToShort() {     ifstream f1("MESSAGE.TXT");     ofstream f2("SMS.TXT");     int i=0;     char ch;     while(!f1.eof())     {         f1.get(ch);         i++;         if(i&lt;=150)             f2&lt;&lt;ch;     }     f1.close();     f2.close(); }  OR  void LongToShort() {     ifstream f1("MESSAGE.TXT");     ofstream f2("SMS.TXT");     char ch;     for(int i=1;i&lt;=150;i++)     {         f1.get(ch);         f2.put(ch);     }     f1.close();     f2.close(); }  OR  void LongToShort() {     ifstream f1("MESSAGE.TXT");     ofstream f2("SMS.TXT");     char s[200]; //Any array size &gt;=150 acceptable     f1.getline(s,151); // f1.getline(s,150);     f2&lt;&lt;s&lt;&lt;endl;     f1.close(); f2.close(); }</pre>	

	<p><i>(½ Mark for opening SMS.TXT correctly)</i>  <i>(½ Mark for opening MESSAGE.TXT correctly)</i>  <i>(1 Mark for reading each character /line (using any method) from the file)</i>  <i>(½ Mark for extracting 150 characters from MESSAGE.TXT)</i>  <i>(½ Mark for transferring the contents to the file SMS.TXT )</i></p>	
	<b>OR</b>	
	<p>(a) A text file named CONTENTS.TXT contains some text. Write a user-defined function LongWords() in C++ which displays all such words of the file whose length is more than 9 alphabets. For example: if the file CONTENTS .TXT contains:  "Conditional statements of C++ programming language are if and switch"  Then the function LongWords() should display the output as:  Conditional  statements  programming</p>	3
Ans	<pre>void LongWords () {     ifstream f("CONTENTS.TXT");     char ch[20];     while(!f.eof())     {         f&gt;&gt;ch;         if(strlen(ch)&gt;9) // OR alphabet and length check             cout&lt;&lt;ch&lt;&lt;endl;     }     f.close(); } OR void LongWords () {     ifstream f("CONTENTS.TXT");     char ch[20];     while(f&gt;&gt;ch)     { if(strlen(ch)&gt;9) // OR alphabet and length check         cout&lt;&lt;ch&lt;&lt;endl;     }     f.close(); } OR void LongWords () {     fstream f("CONTENTS.TXT",ios::in);     char ch[20];     f&gt;&gt;ch;</pre>	

	<pre> while(!f.eof()) {     if(strlen(ch)&gt;9) // OR alphabet and length check         cout&lt;&lt;ch&lt;&lt;endl;     f&gt;&gt;ch; } f.close(); } </pre>	
	<p><i>(1 Mark for opening CONTENTS.TXT correctly)</i>  <i>(1 Mark for reading each word (using any method) from the file)</i>  <i>(½ Mark for checking the length of the word)</i>  <i>(½ Mark for correctly displaying the word)</i></p>	
	<p>(b) Write a user-defined function TotalPrice() in C++ to read each object of a binary file STOCK.DAT, and display the Name from all such records whose Price is above 150. Assume that the file STOCK.DAT is created with the help of objects of class Stock, which is defined below:</p> <pre> class Stock {     char Name[20]; float Price; public:     char* RName() { return Name; }     float RPrice() { return Price; } }; </pre>	2
Ans	<pre> void TotalPrice() {     ifstream f("STOCK.DAT",ios::binary); //OR fstream f("STOCK.DAT",ios::binary ios::in); //OR fstream f;f.open("STOCK.DAT",ios::binary ios::in);     Stock S;     while(f.read((char*)&amp;S,sizeof(S)))         if(S.RPrice()&gt;150)             cout&lt;&lt;S.RName()&lt;&lt;endl;     f.close(); } </pre>	
	<p><i>(½ Mark for opening STOCK.DAT correctly)</i>  <i>(½ Mark for reading each record from the file)</i>  <i>(½ Mark for checking price above 150)</i>  <i>(½ Mark for correctly displaying the name)</i></p>	
	<b>OR</b>	
	<p>(b) A binary file DOCTORS.DAT contains records stored as objects of the following class:</p> <pre> class Doctor {     int DNo; char Name[20]; float Fees; public:     int *GetNo() { return DNo; } } </pre>	2

	<pre>void Show() { cout&lt;&lt;DNo&lt;&lt;" * "&lt;&lt;Name&lt;&lt;" * "&lt;&lt;Fees&lt;&lt;endl; };</pre> <p>Write definition for function <b>Details(int N)</b> in C++, which displays the details of the Doctor from the file DOCTORS.DAT, whose DNo matches with the parameter N passed to the function.</p>													
Ans	<pre>void Details(int N) {     ifstream f("DOCTORS.DAT",ios::binary); //OR fstream f("DOCTORS.DAT",ios::binary ios::in); //OR fstream f;f.open("DOCTORS.DAT",ios::binary ios::in);     Doctor D;     while(f.read((char*)&amp;D,sizeof(D)))         if(D.GetNo()==N)             D.Show();     f.close(); }</pre>													
	<p><i>(½ Mark for opening DOCTORS.DAT correctly)</i>  <i>(1 Mark for reading each record from the file)</i>  <i>(½ Mark for correctly invoking the Show() to display the record)</i>  <b>NOTE: Full 2 marks if the error in return type has been explicitly mentioned</b></p>													
(c)	<p>Find the output of the following C++ code considering that the binary file STOCK.DAT exists on the hard disk with the following 5 records for the class STOCK containing Name and Price.</p> <table border="1" data-bbox="451 1150 847 1423"> <thead> <tr> <th>Name</th> <th>Price</th> </tr> </thead> <tbody> <tr> <td>Rice</td> <td>110</td> </tr> <tr> <td>Wheat</td> <td>60</td> </tr> <tr> <td>Cheese</td> <td>200</td> </tr> <tr> <td>Pulses</td> <td>170</td> </tr> <tr> <td>Sauce</td> <td>150</td> </tr> </tbody> </table> <pre>void main() { fstream File;   File.open("STOCK.DAT",ios::binary ios::in);   Stock S;   for (int I=1; I&lt;=2; I++)   {       File.seekg((2*I-1)*sizeof(S));       File.read((char*)&amp;S, sizeof(S));       cout&lt;&lt;"Read : "&lt;&lt;File.tellg()/sizeof(S)&lt;&lt;endl;   }   File.close(); }</pre>	Name	Price	Rice	110	Wheat	60	Cheese	200	Pulses	170	Sauce	150	1
Name	Price													
Rice	110													
Wheat	60													
Cheese	200													
Pulses	170													
Sauce	150													
Ans	<pre>Read : 2 Read : 4</pre>													

		<p><i>(½ Mark for displaying correct value 2 in first line)</i>  <i>(½ Mark for displaying correct value 4 in second line)</i></p> <p><i>Note: 1 mark to be given even if 2 and 4 are written</i></p>	
		<b>OR</b>	
	(c)	Differentiate between seekg() and tellg().	1
	Ans	<p>seekg(): This function takes the file get pointer to the specified byte in a file.  Eg: f.seekg(30); // It takes a pointer to 30th byte.  tellg(): This function returns the position of the current get pointer in terms of bytes in a file.  int n = f.tellg();</p>	
		<p><i>(½ Mark for writing usage of seekg())</i>  <i>(½ Mark for writing usage of tellg())</i></p> <p><b>OR</b></p> <p><i>(1 Mark for illustrating the concept of seekg() and tellg() with the help of appropriate example)</i></p>	
<b>SECTION B - [Only for candidates, who opted for Python]</b>			
1	(a)	Write the names of any four data types available in Python.	2
	Ans	<p><b>Numbers</b>  <b>Integer</b>  <b>Boolean</b>  <b>Floating Point</b>  <b>Complex</b>  <b>None</b>  <b>Sequences</b>  <b>Strings</b>  <b>Tuple</b>  <b>List</b>  <b>Sets</b>  <b>Mappings</b>  <b>Dictionary</b></p>	
		<i>( ½ mark each for writing correct data types)</i>	
	(b)	Name the Python Library modules which need to be imported to invoke the following functions	1
		<p>(i) <code>sqrt()</code>  (ii) <code>start()</code></p>	
	Ans	<p>(i) <b>math</b>  (ii) <b>re</b></p>	
		<p><i>(½ Mark for writing each correct Library module)</i>  <b>Note: Ignore any other Library modules, if mentioned.</b></p>	

	(c) Rewrite the following code in python after removing all syntax error(s). Underline each correction done in the code.	2
	<pre> 250 = Number WHILE Number&lt;=1000:     if Number=&gt;750:         print Number         Number=Number+100     else         print Number*2         Number=Number+50 </pre>	
Ans	<pre> Number = 250 while Number&lt;=1000:     if Number&gt;=750:         print Number         Number = Number+100     else:         print Number*2         Number = Number+50 </pre>	
	<p><i>(½ Mark for each correction, not exceeding 2 Marks)</i>  <b>OR</b>  <i>(1 mark for identifying the errors, without suggesting corrections)</i></p>	
	(d) Find and write the output of the following python code:	2
	<pre> Msg1="WeLcOME" Msg2="GUeSTs" Msg3="" for I in range(0,len(Msg2)+1):     if Msg1[I]&gt;="A" and Msg1[I]&lt;="M":         Msg3=Msg3+Msg1[I]     elif Msg1[I]&gt;="N" and Msg1[I]&lt;="Z":         Msg3=Msg3+Msg2[I]     else:         Msg3=Msg3+"*" print Msg3 </pre>	
Ans	<b>G*L*TME</b>	
	<p><i>( 1 Mark for characters - ½ for G and L , ½ for TME )</i>  <i>(½ Mark for each * at proper places )</i></p>	
	(e) Find and write the output of the following python code:	3
	<pre> def Changer(P,Q=10):     P=P/Q     Q=P%Q     print P,"#",Q     return P </pre>	



	<pre>A=200 B=20 A=Changer (A,B) print A,"\$",B B=Changer (B) print A,"\$",B A=Changer (A) print A,"\$",B</pre>					
Ans	<pre>10 # 10 10 \$ 20 2 # 2 10 \$ 2 1 # 1 1 \$ 2</pre>					
	<p><i>( ½ mark for each correct line of output)</i></p> <p><b>Note:</b></p> <ul style="list-style-type: none"> <li>• Deduct ½ Mark for not writing any or all '#' OR '\$' symbol(s)</li> <li>• Deduct ½ Mark for not considering any or all line breaks at proper place(s)</li> </ul>					
(f)	<p>What possible outputs(s) are expected to be displayed on screen at the time of execution of the program from the following code? Also specify the minimum values that can be assigned to each of the variables BEGIN and LAST.</p>	2				
	<pre>import random  VALUES=[10,20,30,40,50,60,70,80]; BEGIN=random.randint(1,3) LAST =random.randint(BEGIN,4)  for I in range(BEGIN, LAST+1):     print VALUES[I], "-"</pre> <table border="1" style="width: 100%; border-collapse: collapse;"> <tr> <td style="padding: 5px;">(i) 30 - 40 - 50 -</td> <td style="padding: 5px;">(ii) 10 - 20 - 30 - 40 -</td> </tr> <tr> <td style="padding: 5px;">(iii) 30 - 40 - 50 - 60 -</td> <td style="padding: 5px;">(iv) 30 - 40 - 50 - 60 - 70 -</td> </tr> </table>	(i) 30 - 40 - 50 -	(ii) 10 - 20 - 30 - 40 -	(iii) 30 - 40 - 50 - 60 -	(iv) 30 - 40 - 50 - 60 - 70 -	
(i) 30 - 40 - 50 -	(ii) 10 - 20 - 30 - 40 -					
(iii) 30 - 40 - 50 - 60 -	(iv) 30 - 40 - 50 - 60 - 70 -					
Ans	(i) 30-40-50-					
	<p>Minimum value for BEGIN:1 Minimum value for LAST:1</p>					
	<p><i>(1 Mark for writing the correct options)</i></p> <p><b>NOTE: No marks to be awarded for writing any other option</b></p> <p><i>(½ Mark for writing correct Minimum value of BEGIN)</i> <i>(½ Mark for writing correct Minimum value of LAST)</i></p>					

2	(a)	Write four features of object oriented programming.	2
	Ans	<p><b>Encapsulation:</b> combining of data and the functions associated with that data in a single unit</p> <p><b>DataHiding:</b> the mechanism of hiding the data of a class from the outside world</p> <p><b>Abstraction:</b> providing only essential information to the outside world and hiding their background details</p> <p><b>Inheritance:</b> forming a new class (derived class) from an existing class (called the base class).</p> <p><b>Polymorphism:</b> ability to use an operator or function in various forms.</p> <p><b>NOTE:</b> Any four from the above</p>	
		<i>(½ mark each for writing every correct OOP feature)</i>	
	(b)	<pre> class Box:                                     #Line 1     L = 10                                     #Line 2     Type="HARD"                                #Line 3     def __init__(self,T,TL=30):                #Line 4         self.Type = T                          #Line 5         self.L    = TL                          #Line 6     def Disp(self):                             #Line 7         print self.Type,Box.Type               #Line 8         print self.L,Box.L                     #Line 9 B1=Box("SOFT",20)                              #Line 10 B1.Disp()                                      #Line 11 Box.Type="FLEXI"                               #Line 12 B2=Box("HARD")                                 #Line 13 B2.Disp()                                      #Line 14 </pre>	2
		Write the output of the above Python code.	
	Ans	<pre> SOFT HARD 20 10 HARD FLEXI 30 10 </pre>	
		<i>(½ for writing each correct line of output)</i>	
		<i>Note: Deduct ½ Mark if end of lines not considered</i>	
		<b>OR</b>	
	(b)	<pre> class Target:                                  #Line 1     def __init__(self):                        #Line 2         self.X = 20                            #Line 3         self.Y = 24                            #Line 4 </pre>	2

	<pre> def Disp(self):                                #Line 5     print self.X,self.Y                        #Line 6 def __del__(self):                             #Line 7     print "Target Moved"                     #Line 8 def One():                                     #Line 9     T=Target()                                #Line 10     T.Disp()                                  #Line 11 One()  #Line 12 </pre>									
	(i) What are Methods/functions mentioned in Line 2 and Line 7 specifically known as?									
Ans	Line 2 - Constructor Line 7 - Destructor									
	( ½ Mark for correct name of Line 2 method ) ( ½ Mark for correct name of Line 7 method )									
	(ii) Mention the line number of the statement, which will call and execute the method/function shown in Line 2.									
Ans	Line 10									
	( 1 Mark for writing the correct line number 10 )									
	(c) Define a class HOUSE in Python with following specifications:	4								
	<p><b>Instance Attributes</b></p> <ul style="list-style-type: none"> <li>- Hno                   # House Number</li> <li>- Nor                   # Number of Rooms</li> <li>- Type                 # Type of the House</li> </ul> <p><b>Methods/function</b></p> <ul style="list-style-type: none"> <li>- AssignType()       # To assign Type of House                           # based on Number of Rooms as follows:</li> </ul> <table border="1" style="margin-left: 40px;"> <thead> <tr> <th>Nor</th> <th>Type</th> </tr> </thead> <tbody> <tr> <td>&lt;=2</td> <td>LIG</td> </tr> <tr> <td>==3</td> <td>MIG</td> </tr> <tr> <td>&gt;3</td> <td>HIG</td> </tr> </tbody> </table> <ul style="list-style-type: none"> <li>- Enter()             # To allow user to enter value of                           # Hno and Nor. Also, this method should                           # call AssignType() to assign Type</li> <li>- Display()          # To display Hno, Nor and Type</li> </ul>	Nor	Type	<=2	LIG	==3	MIG	>3	HIG	
Nor	Type									
<=2	LIG									
==3	MIG									
>3	HIG									
Ans	<pre> class HOUSE: # class HOUSE( ): / class HOUSE(Object):     def __init__(self): # def __init__(self,A,B,C):         self.Hno=0 # self.Hno=A         self.Nor=0 # self.Nor=B         self.Type="" # self.Type=C </pre>									

	<pre> def AssignType(self) :     if self.Nor &lt;= 2:         self.Type="LIG"     elif self.Nor ==3:         self.Type="MIG"     else:         self.Type="HIG" def Enter(self) :     self.Hno = input("Enter House Number")     self.Nor = input("Enter Number of rooms")     self.AssignType()      # OR      AssignType(self) def Display(self) :     print self.Hno     print self.Nor     print self.Type </pre>	
	<p><i>(½ Mark for correct syntax for class header)</i>  <i>(½ Mark for correct declaration of instance attributes)</i>  <i>(1 Mark for correct definition of AssignType() function)</i>  <i>(1 Mark for correct definition of Enter() with proper invocation of AssignType( ))</i>  <i>(1 Mark for correct definition of Display())</i></p> <p><b>NOTE:</b>  <b>Deduct ½ Mark if AssignType() is not invoked properly inside Enter() function</b></p>	
(d)	<p>Answer the questions (i) to (iii) based on the following:</p> <pre> class Furniture(object) :          #Line 1     def __init__(self,Q) :         #Line 2         self.Qty = Q     def GetMore(self,TQ) :         #Line 3         self.Qty =self.Qty+TQ     def FRDisp(self) :             #Line 4         print self.Qty class Fixture(object) :           #Line 5     def __init__(self,TQ) :        #Line 6         self.Qty=TQ     def GetMore(self,TQ) :         #Line 7         self.Qty =self.Qty+TQ     def FXDisp(self) :             #Line 8         print self.Qty class Flat(Furniture,Fixture) :   #Line 9     def __init__(self,fno) :       #Line 10         self.Fno=fno         Q=0         if self.Fno&lt;100:             Q=10 </pre>	

	<pre> else:     Q=20     Furniture.__init__(self,Q):#Line 11     Fixture.__init__(self,Q): #Line 12 def More(self,Q):          #Line 13     Furniture.GetMore(self,Q)     Fixture.GetMore(self,Q)  def FLDisp(self):          #Line 14     print self.Fno,     Furniture.FRDisp(self)     Fixture.FXDisp(self) FL=Flat(101)                #Line 15 FL.More(2) FL.FLDisp() </pre>	
(i)	Write the type of the inheritance illustrated in the above.	1
Ans	Multiple Inheritance	
	<i>(1 Mark for writing correct Inheritance type)</i>	
(ii)	Find and write the output of the above code.	2
Ans	101 24 24	
	<i>(1/2 Mark for writing each correct value of first line of output) (1 Mark for writing correct value of second line of output)</i>	
	<i>Note: Deduct 1/2 Mark if end of lines not considered</i>	
(iii)	What is the difference between the statements shown in Line 11 and Line 12 ?	1
Ans	Line 11 calls the constructor of the parent class Furniture Line 12 calls the constructor of the parent class Fixture	
	<i>( 1/2 mark for each correct answer)</i>	
	<b>OR</b>	
(d)	Define inheritance. Show brief python examples of Single Level, Multiple and Multilevel Inheritance.	4
Ans	The capability of one class to inherit the data and functions of another class is called as Inheritance. The class which inherits is called the child/ derived/ sub class and the class from which it inherits is called the Parent/ base/ super class.  Example of Single level Inheritance class A: pass class B(A):	

		<pre> pass  Example of Multiple Inheritance class A:     pass class B:     pass class C(A,B) :     pass  Example of Multilevel Inheritance class A:     pass class B(A) :     pass class C(B) :     pass </pre>	
		<i>(1 mark for definition of Inheritance. 1 mark each for correct examples of Single, Multiple and Multilevel Inheritance)</i>	
3	(a)	<p>Consider the following randomly ordered numbers stored in a list 106, 104, 106, 102, 105, 10</p> <p>Show the content of list after the First, Second and Third pass of the selection sort method used for arranging in <b>ascending order</b>.</p> <p>Note: Show the status of all the elements after each pass very clearly encircling the changes.</p>	3
	Ans	<pre> 106, 104, 106, 102, 105, 10  I Pass (10), 104, 106, 102, 105, (106)  II Pass 10, (102), 106, (104), 105, 106  III Pass 10, 102, (104), (106), 105, 106 </pre>	
		<i>(1 mark for each correct pass)</i> <b>OR</b> <i>(2½ Marks to be awarded for all the correct passes without encircling)</i>	
		<b>OR</b>	
	(a)	<p>Consider the following randomly ordered numbers stored in a list 106, 104, 106, 102, 105, 107</p> <p>Show the content of list after the First, Second and Third pass of the bubble sort method used for arranging in <b>descending order</b>.</p>	3

	Note: Show the status of all the elements after each pass very clearly encircling the changes.	
Ans	<p>106, 104, 106, 102, 105, 107</p> <p><b>I Pass</b> 106, 106, 104, 105, 107, (102)</p> <p><b>II Pass</b> 106, 106, 105, 107, (104), 102</p> <p><b>III Pass</b> 106, 106, 107, (105), 104, 102</p>	
	<p><i>(1 mark for each correct pass)</i></p> <p><b>OR</b></p> <p><i>(2½ Marks to be awarded for all the correct passes without encircling)</i></p>	
(b)	<p>Write definition of a method/function <b>AddOddEven(VALUEs)</b> to display sum of odd and even values separately from the list of VALUEs.</p> <p>For example, If the VALUEs contain [15, 26, 37, 10, 22, 13] The function should display <b>Even Sum: 58</b> <b>Odd Sum: 65</b></p>	3
Ans	<pre>def AddOddEven (VALUES) :     so=0     se=0     for i in VALUES:         if i%2==0:             se=se+i         else:             so=so+i     print "Even Sum:",se     print "Odd Sum:",so</pre> <p><b>OR</b></p> <pre>def AddOddEven (VALUES) :     so=0     se=0     for i in range(6): # range(0,6) :         if VALUES[i]%2==0:             se=se+VALUES[i]         else:             so=so+VALUES[i]     print "Even Sum:",se     print "Odd Sum:",so</pre>	

	<p>( ½ mark for function header)  (½ mark for initializing so (sum odd) and se (sum even) with 0)  ( ½ mark for reading each element of the list using a loop)  ( ½ mark for checking whether the value is odd/even)  ( ½ mark for adding it to the sum )  ( ½ mark for printing or returning the value)</p>	
	<b>OR</b>	
	<p>(b) Write definition of a method/function <b>HowMany(ID,Val)</b> to count and display number of times the value of Val is present in the list ID.</p> <p>For example,  If the ID contains [115,122,137,110,122,113] and Val contains 122  The function should display  122 found 2 Times</p>	3
Ans	<pre>def HowMany (ID,Val) :     c=0     for i in ID:         if i==Val:             c=c+1     print Val,"found",c,"Times"</pre>	
	<p>( ½ mark for function header)  (½ mark for initializing c (count) with 0)  ( ½ mark for reading each element of the list using a loop)  ( ½ mark for checking whether i is equal to the Val)  ( ½ mark for increasing the value of c )  ( ½ mark for printing or returning the value)</p>	
	<p>(c) Write <b>QueueUp(Client)</b> and <b>QueueDel(Client)</b> methods/function Python to add a new Client and delete a Client from a List of Clients names, considering them to act as insert and delete operations of the Queue data structure.</p>	4
Ans	<pre>def QueueUp(queue) :     a=input("enter client name: ")     queue.append(a) def QueueDel(queue) :     if (queue==[]):         print "Queue empty"     else:         print "Deleted element is: ",queue[0]     del queue[0]</pre> <p><b>OR</b></p> <pre>class queue:     Client=[]     def QueueUp(self) :         a=input("enter client name: ")         queue.Client.append(a)</pre>	



	<pre>def QueueDel(self):     if (queue.Client==[]):         print "Queue empty"     else:         print "Deleted element is: ",queue.Client[0]         del queue.Client[0]</pre>	
	<p>( ½ mark for QueueUp() header)  ( ½ mark for accepting a value from user)  ( ½ mark for adding value in list)  ( ½ mark for QueueDel header)  ( ½ mark for checking empty list condition)  ( ½ mark for displaying “Queue empty”)  ( ½ mark for displaying the value to be deleted)  ( ½ mark for deleting value from list)</p>	
	<b>OR</b>	
	(c) Write PushOn(Book) and Pop(Book) methods/functions in Python to add a new Book and delete a Book from a List of Book titles, considering them to act as push and pop operations of the Stack data structure.	4
Ans	<pre>def PushOn(Book):     a=input("enter book title : ")     Book.append(a) def Pop(Book):     if (Book==[]):         print "Stack empty"     else:         print "Deleted element:",Book.pop()</pre> <p><b>OR</b></p> <pre>class Stack:     Book=[]     def PushOn(self):         a=input("enter book title : ")         Stack.Book.append(a)     def Pop(self):         if (Stack.Book==[]):             print "Stack empty"         else:             print "Deleted element:",Stack.Book.pop()</pre>	
	<p>( ½ mark for PushOn() header)  ( ½ mark for accepting a value from user)  ( ½ mark for adding value in list)  ( ½ mark for Pop() header)  ( ½ mark for checking empty list condition)  ( ½ mark for displaying “Stack empty”)  ( ½ mark for displaying the value to be deleted)  ( ½ mark for deleting value from list)</p>	
	(d) Write a python method/function Swapper(Numbers) to swap the first half of the	2

	<p>content of a list Numbers with second half of the content of list Numbers and display the swapped values.</p> <p>Note: Assuming that the list has even number of values in it</p> <p>For Example: If the list Numbers contain [35, 67, 89, 23, 12, 45]</p> <p>After swapping the list content should be displayed as [23, 12, 45, 35, 67, 89]</p>	
Ans	<pre>def Swapper(Numbers):     mid=len(Numbers)/2     for i in range(0,mid):         Numbers[i],Numbers[mid+i]=Numbers[mid+i],Numbers[i]     print Numbers</pre> <p>OR</p> <pre>def Swapper(Numbers):     mid=len(Numbers)/2     for i in range(0,mid):         T=Numbers[i]         Numbers[i]=Numbers[mid+i]         Numbers[mid+i]=T     print Numbers</pre>	
	<p><i>( ½ mark for function header)</i> <i>( ½ mark for loop)</i> <i>( ½ mark for swapping values)</i> <i>( ½ mark for displaying list)</i></p>	
	<b>OR</b>	
(d)	<p>Write a python method/function <b>Count3and7(N)</b> to find and display the count of all those numbers which are between 1 and N, which are either divisible by 3 or by 7.</p> <p>For Example: If the value of N is 15</p> <p>The sum should be displayed as 7 (as 3,6,7,9,12,14,15 in between 1 to 15 are either divisible by 3 or 7)</p>	2
Ans	<pre>def Count3and7(N):     c=0     for i in range(1,N+1):         if i%3==0 or i%7==0:             c=c+1     print c</pre>	
	<p><i>( ½ mark for function header)</i> <i>( ½ mark for loop)</i></p>	

		<i>( ½ mark for divisibility check and counting values) ( ½ mark for displaying list)</i>																												
	(e)	Evaluate the following Postfix expression, showing the stack contents: 250, 45, 9, /, 5, +, 20, *, -	2																											
	Ans	<table border="1"> <thead> <tr> <th>Element</th> <th>Stack Contents</th> </tr> </thead> <tbody> <tr> <td>250</td> <td>250</td> </tr> <tr> <td>45</td> <td>250, 45</td> </tr> <tr> <td>9</td> <td>250, 45, 9</td> </tr> <tr> <td>/</td> <td>250, 5</td> </tr> <tr> <td>5</td> <td>250, 5, 5</td> </tr> <tr> <td>+</td> <td>250, 10</td> </tr> <tr> <td>20</td> <td>250, 10, 20</td> </tr> <tr> <td>*</td> <td>250, 200</td> </tr> <tr> <td>-</td> <td>50</td> </tr> </tbody> </table> <p>Answer = 50</p> <p>OR</p> <p>Any other method for evaluating the given postfix expression showing the Stack Status.</p>	Element	Stack Contents	250	250	45	250, 45	9	250, 45, 9	/	250, 5	5	250, 5, 5	+	250, 10	20	250, 10, 20	*	250, 200	-	50								
Element	Stack Contents																													
250	250																													
45	250, 45																													
9	250, 45, 9																													
/	250, 5																													
5	250, 5, 5																													
+	250, 10																													
20	250, 10, 20																													
*	250, 200																													
-	50																													
		<i>(½ Mark for evaluation till each operator) OR (1 Mark for only writing the correct answer without showing stack status)</i>																												
		<b>OR</b>																												
	(e)	Convert the following Infix expression to its equivalent Postfix expression, showing the stack contents for each step of conversion: A + B * C ^ D - E	2																											
	Ans	<p style="text-align: center;">(( A + ( B * ( C ^ D ) ) ) - E)</p> <table border="1"> <thead> <tr> <th>INFIX</th> <th>STACK</th> <th>POSTFIX</th> </tr> </thead> <tbody> <tr> <td>(</td> <td></td> <td></td> </tr> <tr> <td>(</td> <td></td> <td></td> </tr> <tr> <td>A</td> <td></td> <td>A</td> </tr> <tr> <td>+</td> <td>+</td> <td>A</td> </tr> <tr> <td>(</td> <td></td> <td></td> </tr> <tr> <td>B</td> <td>+</td> <td>AB</td> </tr> <tr> <td>*</td> <td>++</td> <td>AB</td> </tr> <tr> <td>(</td> <td>++</td> <td>AB</td> </tr> </tbody> </table>	INFIX	STACK	POSTFIX	(			(			A		A	+	+	A	(			B	+	AB	*	++	AB	(	++	AB	
INFIX	STACK	POSTFIX																												
(																														
(																														
A		A																												
+	+	A																												
(																														
B	+	AB																												
*	++	AB																												
(	++	AB																												

C	++	ABC
^	++^	ABC
D	++^	ABCD
)	++	ABCD^
)	+	ABCD^*
)		ABCD^**
-	-	ABCD^**+
E	-	ABCD^**+E
)		ABCD^**+E-

OR

$$A + B * C ^ D - E$$

INFIX	STACK	POSTFIX
A		A
+	+	A
B	+	AB
*	++	AB
C	++	ABC
^	++^	ABC
D	++^	ABCD
-	-	ABCD^**+
E	-	ABCD^**+E
		ABCD^**+E-

OR

Any other method for converting the given infix expression to its equivalent postfix expression showing stack contents.

*(½ Mark for conversion upto each operator illustrating through stack)*

OR

*(1 Mark for only the final answer as ABCD^\*\*+E-)*

4	(a)	Write a statement in Python to open a text file WRITEUP.TXT so that new content can be written in it.	1
	Ans	<code>file= open("WRITEUP.TXT", "w")</code> OR <code>file= open("WRITEUP.TXT", "w+")</code>	
		<i>(1 mark for correct statement)</i>	
		<b>OR</b>	
	(a)	Write a statement in Python to open a text file README.TXT so that existing content can be read from it.	1
	Ans	<code>file= open("README.TXT", "r")</code> OR	

	<code>file= open("README.TXT", "r+")</code>	
	<i>(1 mark for correct statement)</i>	
(b)	<p>Write a method/function <b>ISTOUPCOUNT()</b> in python to read contents from a text file <b>WRITER.TXT</b>, to count and display the occurrence of the word "IS" or "TO" or "UP".</p> <p>For example: If the content of the file is</p> <hr/> <p><b>IT IS UP TO US TO TAKE CARE OF OUR SURROUNDING. IT IS NOT POSSIBLE ONLY FOR THE GOVERNMENT TO TAKE RESPONSIBILITY</b></p> <hr/> <p>The method/function should display Count of IS TO and UP is 6</p>	2
Ans	<pre>def ISTOUPCOUNT():     c=0     file=open('WRITER.TXT', 'r')     line = file.read()     word = line.split()     for w in word:         if w=="IS" or w=="TO" or w=="UP":             c=c+1     print "Count of IS TO and UP is ",c     file.close()</pre>	
	<p><i>(½ Mark for opening the file)</i>  <i>(½ Mark for reading all lines, and dividing it into words)</i>  <i>(½ Mark for checking condition and incrementing count)</i>  <i>(½ Mark for displaying count)</i></p>	
	<b>OR</b>	
(b)	<p>Write a method/function <b>AEDISP()</b> in python to read lines from a text file <b>WRITER.TXT</b>, and display those lines, which are starting either with A or starting with E.</p> <p>For example: If the content of the file is</p> <hr/> <p><b>A CLEAN ENVIRONMENT IS NECESSARY FOR OUR GOOD HEALTH. WE SHOULD TAKE CARE OF OUR ENVIRONMENT. EDUCATIONAL INSTITUTIONS SHOULD TAKE THE LEAD.</b></p> <hr/> <p>The method should display <b>A CLEAN ENVIRONMENT IS NECESSARY FOR OUR GOOD HEALTH. EDUCATIONAL INSTITUTIONS SHOULD TAKE THE LEAD.</b></p>	2
Ans	<pre>def AEDISP():     file=open('WRITER.TXT', 'r')     lines = file.readlines()</pre>	

	<pre> for w in lines:     if w[0]=="A" or w[0]=="E":         print w file.close() </pre>	
	<p><i>(½ Mark for opening the file)</i>  <i>(½ Mark for reading all lines, and using loop)</i>  <i>(½ Mark for checking condition)</i>  <i>(½ Mark for printing lines)</i></p>	
	<p>(c) Considering the following definition of class STOCK, write a method/function COSTLY() in python to search and display Name and Price from a pickled file STOCK.DAT, where Price of the items are more than 1000.</p> <pre> class Stock:     def __init__(self,N,P):         self.Name=N         self.Price=P     def Show(self):         print self.Name,"@",self.Price </pre>	3
Ans	<pre> def COSTLY():     S=STOCK()     file=open('STOCK.DAT','rb')     try:         while True:             S=pickle.load(file)             if S.Price &gt; 1000:                 S.Show()     except EOFError:         pass     file.close() </pre>	
	<p><i>(½ Mark for correct function header)</i>  <i>(½ Mark for opening the file STOCK.DAT correctly)</i>  <i>(½ Mark for correct loop)</i>  <i>(½ Mark for correct load())</i>  <i>(½ Mark for correct checking of Price)</i>  <i>(½ Mark for displaying the record)</i></p> <p><b>Note: Marks should not be deducted if try except is not used</b></p>	
	<b>OR</b>	
	<p>(c) Considering the following definition of class DOCTORS, write a method/function SPLDOCS() in python to search and display all the content from a pickled file DOCS.DAT, where Specialisation of DOCTORS is "CARDIOLOGY".</p> <pre> class DOCTORS:     def __init__(self,N,S):         self.Name=N         self.Specialisation=S     def Disp(self):         print self.Name,"#",self.Specialisation </pre>	3

```

Ans def SPLDOCS():
    D=DOCTORS()
    file=open('DOCS.DAT','rb')
    try:
        while True:
            D=pickle.load(file)
            if D.Specialisation == 'CARDIOLOGY':
                D.Disp()
    except EOFError:
        pass
    file.close()

```

*(1/2 Mark for correct function header)*  
*(1/2 Mark for opening the file DOCS.DAT correctly)*  
*(1/2 Mark for correct loop)*  
*(1/2 Mark for correct load())*  
*(1/2 Mark for correct checking of Specialisation)*  
*(1/2 Mark for displaying the record)*  
**Note: Marks should not be deducted if try except is not used**

**SECTION C - (For all the candidates)**

5 Write SQL queries for (i) to (iv) and write outputs for SQL queries (v) to (viii), which are based on the table given below: 8

**Table: TRAINS**

TNO	TNAME	START	END
11096	Ahimsa Express	Pune Junction	Ahmedabad Junction
12015	Ajmer Shatabdi	New Delhi	Ajmer Junction
1651	Pune Hbj Special	Pune Junction	Habibganj
13005	Amritsar Mail	Howrah Junction	Amritsar Junction
12002	Bhopal Shatabdi	New Delhi	Habibganj
12417	Prayag Raj Express	Allahabad Junction	New Delhi
14673	Shaheed Express	Jaynagar	Amritsar Junction
12314	Sealdah Rajdhani	New Delhi	Sealdah
12498	Shane Punjab	Amritsar Junction	New Delhi
12451	Shram Shakti Express	Kanpur Central	New Delhi
12030	Swarna Shatabdi	Amritsar Junction	New Delhi

**Table: PASSENGERS**

PNR	TNO	PNAME	GENDER	AGE	TRAVELDATE
P001	13005	R N AGRAWAL	MALE	45	2018-12-25
P002	12015	P TIWARY	MALE	28	2018-11-10
P003	12015	S TIWARY	FEMALE	22	2018-11-10

P004	12030	S K SAXENA	MALE	42	2018-10-12
P005	12030	S SAXENA	FEMALE	35	2018-10-12
P006	12030	P SAXENA	FEMALE	12	2018-10-12
P007	13005	N S SINGH	MALE	52	2018-05-09
P008	12030	J K SHARMA	MALE	65	2018-05-09
P009	12030	R SHARMA	FEMALE	58	2018-05-09

NOTE: All Dates are given in 'YYY-MM-DD' format

(i) To display details of all Trains which Start from New Delhi

Ans **SELECT \* FROM TRAINS WHERE START='New Delhi' ;**

*(½ Mark for correct SELECT statement)  
(½ Mark for correct WHERE clause)*

(ii) To display the PNR, PNAME, GENDER and AGE of all Passengers whose AGE is below 50.

Ans **SELECT PNR, PNAME, GENDER, AGE  
FROM PASSENGERS WHERE AGE < 50 ;**

*(½ Mark for correct SELECT statement)  
(½ Mark for correct WHERE clause)*

(iii) To display total number of MALE and FEMALE Passengers .

Ans **SELECT GENDER, COUNT (\*)  
FROM PASSENGERS GROUP BY GENDER;  
OR  
SELECT GENDER, COUNT (GENDER)  
FROM PASSENGERS GROUP BY GENDER;**

*(½ Mark for correct SELECT statement)  
(½ Mark for correct GROUP BY/additional COUNT clause)*

(iv) To display details of all Passengers travelling in Trains whose TNO is 12015

Ans **SELECT \* FROM PASSENGERS  
WHERE TNO=12015 ;**

*(½ Mark for correct SELECT statement)  
(½ Mark for correct WHERE clause)*

(v) **SELECT MAX (TRAVELDATE) , MIN (TRAVELDATE) FROM PASSENGERS  
WHERE GENDER = 'FEMALE' ;**

Ans **MAX (TRAVELDATE)    MIN (TRAVELDATE)  
2018-11-10            2018-05-09**

*(½ Mark for correct MAX(TRAVELDATE))  
(½ Mark for correct MIN(TRAVELDATE))*



	(vi)	SELECT END, COUNT(*) FROM TRAINS GROUP BY END HAVING COUNT(*)>1;																																																																									
	Ans	<table border="0"> <tr> <td><u>END</u></td> <td><u>COUNT (*)</u></td> </tr> <tr> <td>Habibganj</td> <td>2</td> </tr> <tr> <td>Amritsar Junction</td> <td>2</td> </tr> <tr> <td>New Delhi</td> <td>4</td> </tr> </table>	<u>END</u>	<u>COUNT (*)</u>	Habibganj	2	Amritsar Junction	2	New Delhi	4																																																																	
<u>END</u>	<u>COUNT (*)</u>																																																																										
Habibganj	2																																																																										
Amritsar Junction	2																																																																										
New Delhi	4																																																																										
		(1 Mark for correct output) NOTE: Values may be written in any order																																																																									
	(vii)	SELECT DISTINCT TRAVELDATE FROM PASSENGERS;																																																																									
	Ans	<u>DISTINCT TRAVELDATE</u> 2018-12-25 2018-11-10 2018-10-12 2018-05-09																																																																									
		(1 Mark for correct output) NOTE: Values may be written in any order																																																																									
	(viii)	SELECT TNAME, PNAME FROM TRAINS T,PASSENGERS P WHERE T.TNO = P.TNO AND AGE BETWEEN 50 AND 60;																																																																									
	Ans	<table border="0"> <tr> <td><u>TNAME</u></td> <td><u>PNAME</u></td> </tr> <tr> <td>Amritsar Mail</td> <td>N S SINGH</td> </tr> <tr> <td>Swarna Shatabdi</td> <td>R SHARMA</td> </tr> </table>	<u>TNAME</u>	<u>PNAME</u>	Amritsar Mail	N S SINGH	Swarna Shatabdi	R SHARMA																																																																			
<u>TNAME</u>	<u>PNAME</u>																																																																										
Amritsar Mail	N S SINGH																																																																										
Swarna Shatabdi	R SHARMA																																																																										
		(1 Mark for correct output)																																																																									
6	(a)	State any one Distributive Law of Boolean Algebra and verify it using truth table.	2																																																																								
	Ans	Distributive Law: $A+BC=(A+B)(A+C)$ Verification using truth table <table border="1"> <thead> <tr> <th>A</th> <th>B</th> <th>C</th> <th>BC</th> <th>A+BC</th> <th>A+B</th> <th>A+C</th> <th>(A+B) . (A+C)</th> </tr> </thead> <tbody> <tr> <td>0</td> <td>0</td> <td>0</td> <td>0</td> <td>0</td> <td>0</td> <td>0</td> <td>0</td> </tr> <tr> <td>0</td> <td>0</td> <td>1</td> <td>0</td> <td>0</td> <td>0</td> <td>1</td> <td>0</td> </tr> <tr> <td>0</td> <td>1</td> <td>0</td> <td>0</td> <td>0</td> <td>1</td> <td>0</td> <td>0</td> </tr> <tr> <td>0</td> <td>1</td> <td>1</td> <td>1</td> <td>1</td> <td>1</td> <td>1</td> <td>1</td> </tr> <tr> <td>1</td> <td>0</td> <td>0</td> <td>0</td> <td>1</td> <td>1</td> <td>1</td> <td>1</td> </tr> <tr> <td>1</td> <td>0</td> <td>1</td> <td>0</td> <td>1</td> <td>1</td> <td>1</td> <td>1</td> </tr> <tr> <td>1</td> <td>1</td> <td>0</td> <td>0</td> <td>1</td> <td>1</td> <td>1</td> <td>1</td> </tr> <tr> <td>1</td> <td>1</td> <td>1</td> <td>1</td> <td>1</td> <td>1</td> <td>1</td> <td>1</td> </tr> </tbody> </table> OR $A(B+C)=AB+AC$ Verification using truth table	A	B	C	BC	A+BC	A+B	A+C	(A+B) . (A+C)	0	0	0	0	0	0	0	0	0	0	1	0	0	0	1	0	0	1	0	0	0	1	0	0	0	1	1	1	1	1	1	1	1	0	0	0	1	1	1	1	1	0	1	0	1	1	1	1	1	1	0	0	1	1	1	1	1	1	1	1	1	1	1	1	
A	B	C	BC	A+BC	A+B	A+C	(A+B) . (A+C)																																																																				
0	0	0	0	0	0	0	0																																																																				
0	0	1	0	0	0	1	0																																																																				
0	1	0	0	0	1	0	0																																																																				
0	1	1	1	1	1	1	1																																																																				
1	0	0	0	1	1	1	1																																																																				
1	0	1	0	1	1	1	1																																																																				
1	1	0	0	1	1	1	1																																																																				
1	1	1	1	1	1	1	1																																																																				

A	B	C	B+C	A . (B+C)	A . B	A . C	AB+AC
0	0	0	0	0	0	0	0
0	0	1	1	0	0	0	0
0	1	0	1	0	0	0	0
0	1	1	1	0	0	0	0
1	0	0	0	0	0	0	0
1	0	1	1	1	0	1	1
1	1	0	1	1	1	0	1
1	1	1	1	1	1	1	1

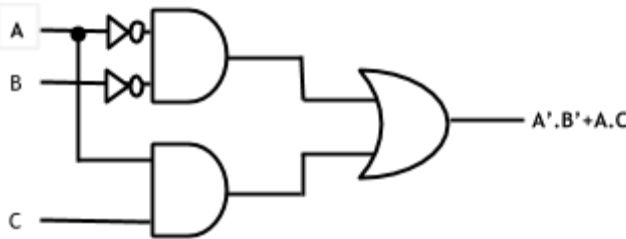
(1 Mark for stating any one Distributive Law correctly)  
(1 Mark for correctly verifying the stated Law using Truth Table)

(b) Draw the Logic Circuit of the following Boolean Expression:

$$A' . B' + A . C$$

2

Ans



(Full 2 Marks for drawing the Logic Circuit for the expression correctly)  
OR  
(½ Mark for drawing Logic circuit for (A'.B') correctly)  
(½ Mark for drawing Logic circuit for (A.C) correctly)

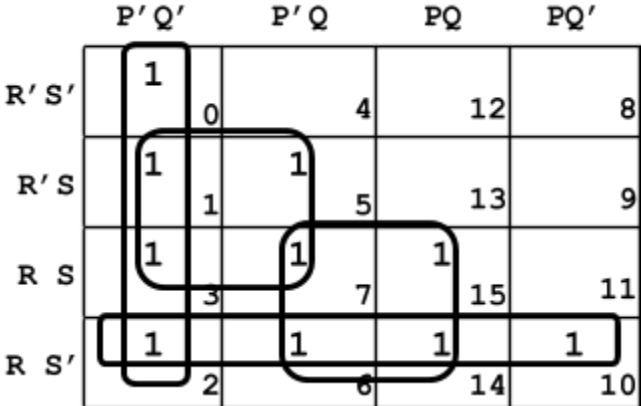
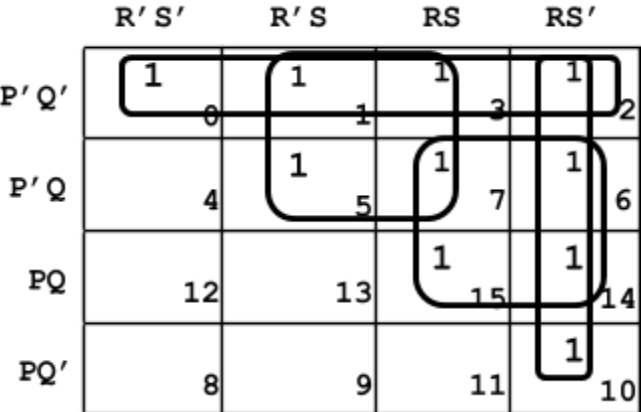
(c) Derive a Canonical POS expression for a Boolean function F, represented by the following truth table:

X	Y	Z	F(X, Y, Z)
0	0	0	1
0	0	1	0
0	1	0	1
0	1	1	0
1	0	0	1
1	0	1	1
1	1	0	0
1	1	1	0

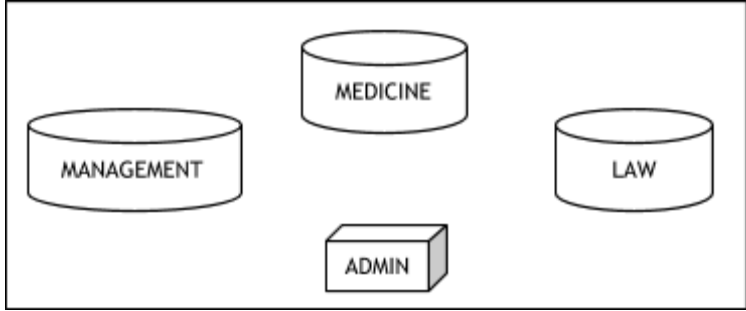
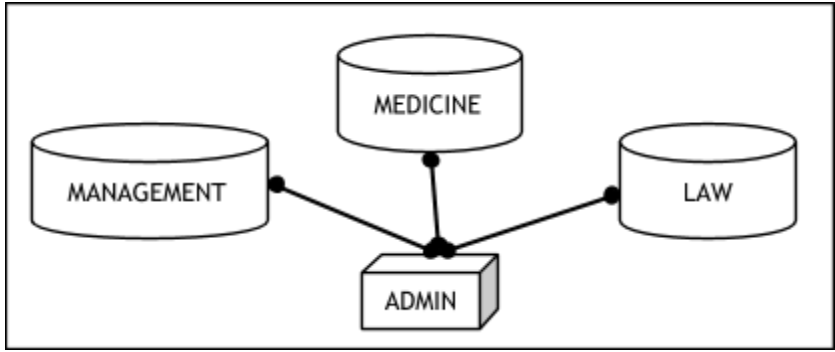
1

Ans  $F(X, Y, Z) = (X+Y+Z') . (X+Y'+Z') . (X'+Y'+Z) . (X'+Y'+Z')$   
OR  
 $F(X, Y, Z) = \Pi(1, 3, 6, 7)$

(1 Mark for correctly writing the POS form)  
OR  
(½ Mark for any two correct terms)  
Note: Deduct ½ mark if wrong variable names are written in the expression

	(d) Reduce the following Boolean Expression to its simplest form using K-Map:	3
	$F(P, Q, R, S) = \sum (0, 1, 2, 3, 5, 6, 7, 10, 14, 15)$	
Ans	 <p>Minimal expression : <math>P'Q' + RS' + QR + P'S</math> OR</p>  <p>Minimal expression : <math>P'Q' + RS' + QR + P'S</math></p>	
	<p><i>(½ Mark for plotting the 1s in K Map correctly)</i>  <i>(½ Mark each for 4 groupings)</i>  <i>(½ Mark for writing final expression in reduced/minimal form)</i>  <b>Note: Deduct ½ mark if wrong variable names are used</b></p>	
7	<p>(a) Damodar Mohan has been informed that there had been a backdoor entry to his computer, which has provided access to his system through a malicious user/programs, allowing confidential and personal information to be subjected to theft. It happened because he clicked a link provided in one of the pop-ups from a website announcing him to be winner of prizes worth 1 Million Dollars. Which of the following has caused this out of the following?          (i) Virus            (ii) Worm            (iii) Trojan Horse          Also mention what he should do to prevent this infection.</p>	2
Ans	<p>(iii) Trojan Horse or (i) Virus          Use an antivirus application to prompt him about threats or avoid clicking on unverified links.</p>	
	<p><i>(1 Mark for writing any correct answer Trojan Horse/Virus)</i>  <i>(1 Mark for writing any correct preventive measure)</i></p>	

	<p><b>(b)</b> Tarini Wadhawa is in India and she is interested in communicating with her uncle in Australia. She wants to show one of her own designed gadgets to him and also wants to demonstrate its working without physically going to Australia. Which protocol out of the following will be ideal for the same?          (i) POP3 (ii) SMTP (iii) VoIP (iv) HTTP</p>	1																				
Ans	(iii) VoIP OR (iv) HTTP OR (ii) SMTP (if sent by mail)																					
	<b>(1 Mark for writing any/all correct answer(s))</b>																					
	<p><b>(c)</b> Give two differences between 3G and 4G telecommunication technologies.</p>	1																				
Ans	<ul style="list-style-type: none"> <li>● Higher download/upload speeds in 4G compared to 3G</li> <li>● Greater bandwidth and flexibility in 4G compared to 3G</li> <li>● 3G is Voice+Data whereas 4G is only Data with voice overriding</li> </ul>																					
	<b>(1/2 Mark for writing each correct difference upto any two differences)</b>																					
	<p><b>(d)</b> Write the expanded names for the following abbreviated terms used in Networking and Communications:          (i) MBPS (ii) WAN (iii) CDMA (iv) WLL</p>	2																				
Ans	<p><b>(i) MBPS - Mega Bytes per Second OR Mega Bits per second</b>  <b>(ii) WAN - Wide Area Network</b>  <b>(iii) CDMA - Code Division Multiple Access</b>  <b>(iv) WLL - Wireless in Local Loop</b></p>																					
	<b>(1/2 Mark each for writing correct expansion)</b>																					
	<p><b>(e)</b> Jonathan and Jonathan Training Institute is planning to set up its centre in Amritsar with four specialised blocks for Medicine, Management, Law courses along with an Admission block in separate buildings. The physical distances between these blocks and the number of computers to be installed in these blocks are given below. You as a network expert have to answer the queries raised by their board of directors as given in (i) to (iv).</p>																					
	<p>Shortest distances between various locations in metres:</p> <table border="1" data-bbox="354 1356 1097 1682"> <tr> <td>Admin Block to Management Block</td> <td>60</td> </tr> <tr> <td>Admin Block to Medicine Block</td> <td>40</td> </tr> <tr> <td>Admin Block to Law Block</td> <td>60</td> </tr> <tr> <td>Management Block to Medicine Block</td> <td>50</td> </tr> <tr> <td>Management Block to Law Block</td> <td>110</td> </tr> <tr> <td>Law Block to Medicine Block</td> <td>40</td> </tr> </table> <p>Number of Computers installed at various locations are as follows:</p> <table border="1" data-bbox="354 1734 1097 1948"> <tr> <td>Admin Block</td> <td>150</td> </tr> <tr> <td>Management Block</td> <td>70</td> </tr> <tr> <td>Medicine Block</td> <td>20</td> </tr> <tr> <td>Law Block</td> <td>50</td> </tr> </table>	Admin Block to Management Block	60	Admin Block to Medicine Block	40	Admin Block to Law Block	60	Management Block to Medicine Block	50	Management Block to Law Block	110	Law Block to Medicine Block	40	Admin Block	150	Management Block	70	Medicine Block	20	Law Block	50	
Admin Block to Management Block	60																					
Admin Block to Medicine Block	40																					
Admin Block to Law Block	60																					
Management Block to Medicine Block	50																					
Management Block to Law Block	110																					
Law Block to Medicine Block	40																					
Admin Block	150																					
Management Block	70																					
Medicine Block	20																					
Law Block	50																					

		
(i)	Suggest the most suitable location to install the main server of this institution to get efficient connectivity.	1
Ans	Admin Block	
	<i>(1 Mark for writing correct location)</i>	
(ii)	Suggest the devices to be installed in each of these buildings for connecting computers installed within the building out of the following: <ul style="list-style-type: none"> <li>• Modem</li> <li>• Switch</li> <li>• Gateway</li> <li>• Router</li> </ul>	1
Ans	Switch OR Modem OR Router	
	<i>(1 Mark for writing any/all correct device(s))</i>	
(iii)	Suggest by drawing the best cable layout for effective network connectivity of the blocks having server with all the other blocks.	1
Ans		
	<i>(1 Mark for drawing the any correct layout)</i>	
(iv)	Suggest the most suitable wired medium for efficiently connecting each computer installed in every building out of the following network cables: <ul style="list-style-type: none"> <li>• Coaxial Cable</li> <li>• Ethernet Cable</li> <li>• Single Pair Telephone Cable.</li> </ul>	1
Ans	Ethernet Cable	
	<i>(1 Mark for writing the correct network cable)</i>	